



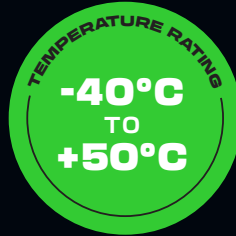

# CANOPUS™

## LED SLIMLINE SURFACE MOUNT LIGHT 45W-220W



FOOD & BEVERAGE LIGHTING

The Canopus Surface Mount Luminaire boasts the lowest profile on the market and has a seamless design which conceals all installation fixings reducing the chance of bacteria buildup. Featuring the highest levels of energy efficiency of any product in its class this luminaire is ideal for applications such as food preparation areas, cool-rooms, and general soft lit areas. Easy to assemble the total installation time can be less than 5 minutes!



PRODUCT NAME	CANOPUS™ LED SLIMLINE SURFACE MOUNT LIGHT			
MODEL	45W	90W	145W	220W
PART NUMBER	CAN-R-45-80-5	CAN-R-90-80-5	CAN-R-145-80-5	CAN-R-220-80-5
POWER CONSUMPTION	45W	90W	145W	220W
LIGHT OUTPUT EFFECTIVE	7,800 lm	15,400 lm	24,300 lm	36,000 lm
LED EFFICACY	173 lm/W	171 lm/W	167 lm/W	163 lm/W
UGR <sub>1</sub>	13.5	15.9	17.5	18.8
IP RATING	IP69			
OPERATING TEMP °C	-40°C to +50°C			
NOMINAL VOLTAGE	230V/AC			
VOLTAGE RANGE	90-305V/AC			90-305V/AC or 127-420V/AC
POWER FACTOR	>0.95			
FREQUENCY RANGE	47-63Hz			
THERMAL MANAGEMENT	Active/Continuous			
CRI	80 OR 90 CRI			
CCT/KELVIN	4000K & 5000K			
FIXINGS	304 Stainless steel			
LED BIN SELECTION	3 SCDM Ellipses			
LINE CURRENT (230v AC)	0.32A	0.41A	0.65A	0.79A
DRIVER	External			
LENS	Chemical resistant Polycarbonate			
REPORTED LED LIFESPAN	70% Brightness (TM-21 L70) > 120,000hrs @ 50°C Ambient Temperature			
SURGE PROTECTION	10kV			
NET WEIGHT	5kg		6.5kg	
BOX DIMENSIONS	600x600x80mm			
WARRANTY	7 YEARS			


Find out more at [dura-vision.com.au](http://dura-vision.com.au) or call 1800 66 55 66

1. The UGR reference values are given for a standardised room with the dimensions x=4H and y=8H, 0.7 for the ceiling reflectance value, 0.5 for the walls and 0.2 for the floor and a spacing to height ratio (S/H) = 1. AS UGR is installation dependent, an accurate measurement of UGR is only possible using a light calculation tool. All information subject to change without notice. V01.06.24



# CANOPUS™

LED SLIMLINE SURFACE MOUNT LIGHT 45W-220W



FOOD & BEVERAGE LIGHTING

\*(Available separately)

INSTALLATION FRAME

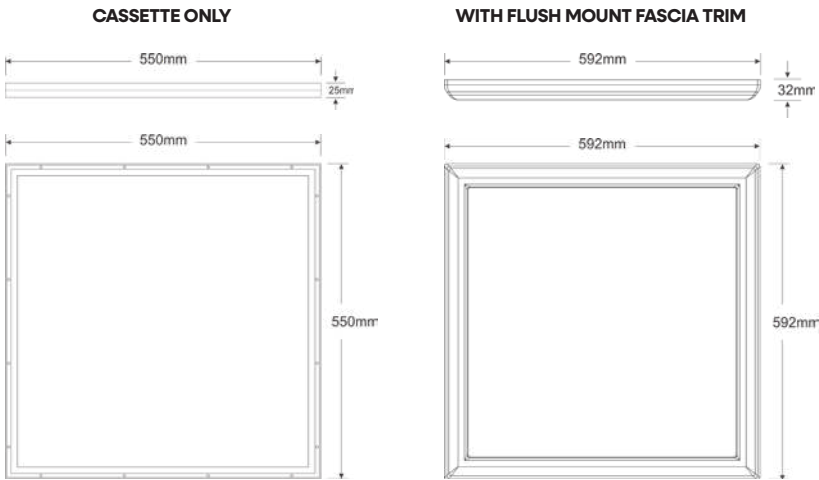
LIGHT CASSETTE\*

FASCIA TRIM

## DESIGNED FOR

- ✓ FOOD PROCESSING FACILITIES
- ✓ ABATTOIRS
- ✓ COOL ROOMS
- ✓ CLEAN ROOMS
- ✓ LOW CEILING APPLICATIONS
- ✓ LABORATORIES

## TECHNICAL DRAWINGS



## MECHANICAL SPECIFICATION

- Fascia Trim is manufactured from low copper die-cast passivated aluminium with an epoxy powder coat protective finish.
- Design allows for driver to be mounted separately (above ceiling).
- IP69 rated, designed for food grade compliance with IP69K version (when installed in accordance with manufacturer's instructions).

## CERTIFICATIONS

EN 60598-1:2015	General requirements for luminaires
EN 60598-2-1:1989	Particular requirements of luminaires
EN 62471:2008	Assessment Photobiological safety of lamps and lamp systems
EN 62493:2015	Assessment of lighting equipment related to human exposure to electromagnetic fields
EN 55015:2013 + A1:2015	Limits and methods of measurement of radio disturbance characteristics of electrical lighting and similar equipment
EN 61547:2009	Equipment for general lighting purposes
EN 61000-3-2:2014	Electromagnetic compatibility (EMC) Part 3-2: Limits for harmonic current emissions (equipment input current ≤ 16A per phase)
EN 61000-3-3:2013	Electromagnetic compatibility (EMC) Part 3-3: Limitation of voltage supply systems for equipment with rated current ≤ 16A

Find out more at [dura-vision.com.au](http://dura-vision.com.au) or call 1800 66 55 66



# CANOPUS™

LED SLIMLINE SURFACE MOUNT LIGHT 45W-220W



FOOD & BEVERAGE LIGHTING

DESIGNED TO BE A DIRECT REPLACEMENT FOR 'WADCO' FITTINGS



## ORDERING EXAMPLE

**CAN - R - 45 - 80 - 4**

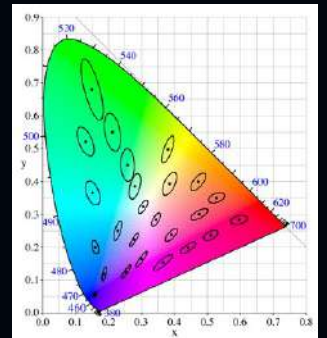
MODEL                      KIT                      WATTAGE                      CRI                      CCT

MODEL	KIT	WATTAGE	CRI	CCT (KELVIN)
<b>CAN (CANOPUS)</b>	<b>R (FITTING ONLY)</b>	<b>45 (45W)</b>	<b>80 (80 CRI)</b>	<b>4 (4000K)</b>
	<b>F (FLUSH MOUNT KIT)</b>	<b>90 (90W)</b>	<b>90 (90 CRI)</b>	<b>5 (5000K)</b>
		<b>145 (145W)</b>		
		<b>220 (220W)</b>		

## LED RELIABILITY

- Mid power 3030 2D LEDs tested and certified to IES LM-90:2008
- Reported LED lifetime to 70% brightness, certified to IES TM-21:2011 for L70 > 120,000hrs at 50°C ambient temperature.
- The LEDs will be CCT 4000K hot targeted at 85°C to be within a single 3-step MacAdam Ellipse (5D to the right).

PART NUMBER	REPORTED LED LIFETIME (TM-21) @ 50°C AMBIENT TEMPERATURE			
	CAN-R-45-80-5	CAN-R-90-80-5	CAN-R-145-80-5	CAN-R-220-80-5
LIFETIME TO 70% BRIGHTNESS (L70)	>120,000 HRS	>120,000 HRS	>120,000 HRS	>120,000 HRS
LIFETIME TO 80% BRIGHTNESS (L80)	102,000 HRS	102,000 HRS	102,000 HRS	85,000 HRS
LIFETIME TO 90% BRIGHTNESS (L90)	48,000 HRS	48,000 HRS	48,000 HRS	39,000 HRS



## COLOUR RENDERING COMPARISON



Find out more at [dura-vision.com.au](http://dura-vision.com.au) or call 1800 66 55 66