



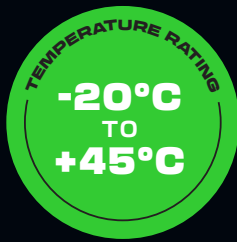

CYBERLITE™

LED BATTEN SHATTERPROOF SERIES - GEN 1 20W-60W

The new Ø70mm Cyberlite batten has been designed to withstand rigorous cleaning regimes in harsh and demanding manufacturing environments. With an IP69K rating, chemical-resistant shell and all food-grade fittings, it is also compliant in HACCP-accredited facilities. Available in different wattages, lengths, lens optics, mounting options and even emergency-powered, there is a version to suit many situations in many industries!



FOOD & BEVERAGE LIGHTING



PRODUCT NAME	CYBERLITE™ LED BATTEN LIGHT SERIES - GEN 1		
	20W	40W	60W
MODEL (GEN2)			
PART NUMBER (STANDARD*)	CRS2050-706DNBK	CRS4050-712DNBK	CRS6050-715DNBO
POWER CONSUMPTION	20W	40W	60W
LIGHT OUTPUT EFFECTIVE	2,600 lm	5,400 lm	7,400 lm
LED EFFICACY	130 lm/W	135 lm/W	124 lm/W
BEAM ANGLE	140°		
IP RATING	IP69K		
OPERATING TEMP °C	-20°C to +45°C*		
OPERATING HUMIDITY	0-95%		
NOMINAL VOLTAGE	230V/AC		
VOLTAGE RANGE	180-265V/AC		
POWER FACTOR	≥0.92%		
FREQUENCY RANGE	47-63Hz		
THERMAL MANAGEMENT	Active/Continuous		
CRI	Typical 80 CRI		
CCT/KELVIN	5000K		
MOUNTING OPTIONS	Mounting clips (std) Extrusion Mount		
LINE CURRENT (230V/AC)	0.42A	0.91A	1.32A
DRIVER	Internal		
LENS	Shatterproof, Chemical Resistant Polycarbonate - Diffused/Clear		
EXPECTED LIFESPAN	50,000 hours to 70% Brightness		
NET WEIGHT	1.2kg	2.2kg	2.7kg
LIGHT DIMENSIONS	70x600mm	70x1200mm	70x1500mm
WARRANTY	5 YEARS		

Find out more at dura-vision.com.au or call 1800 66 55 66



CYBERLITE™

LED BATTEN SHATTERPROOF SERIES - GEN 1 20W-60W



FOOD & BEVERAGE LIGHTING

DESIGNED FOR

- ✓ FOOD PROCESSING FACILITIES/ABATTOIRS
- ✓ HEAVY MACHINERY ENGINE BAY/WALKWAYS & LADDERS
- ✓ HYDRAULIC SNAKE PITS
- ✓ MACHINE HOUSE LIGHTING/ OPERATOR CABIN
- ✓ HARSH UNDERGROUND LIGHTING
- ✓ DAISY CHAIN APPLICATIONS

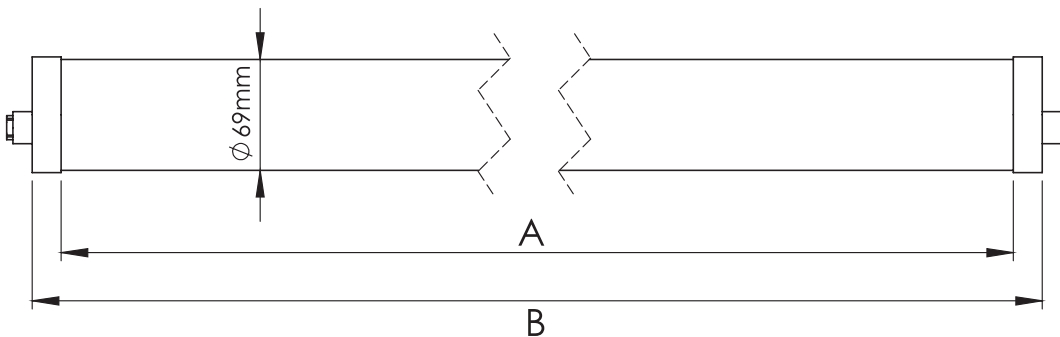
FEATURES

- PC extrusion for max chemical resistance.
- Shatterproof - unbreakable in normal operation.
- Stainless steel ferrules and fittings for zero corrosion.
- VEET & IPART approved.
- IP69 rated for ultimate protection in cleaning regime.
- Quick-Connect fittings on both ends For simple and fast installation.

APPLICATION NOTES

- IP69 for indoor and outdoor use.
- Installation only by a licensed electrician.
- Resistant to most general chemicals and cleaners.
- Suitable for use in chiller/cold rooms down to -20°C.
- Total of 25 luminaries may be linked together on a stable 200-277V supply system.
- Interlinking Power Cable 1 meter (Part #CRS-MP-QC1FF).

TECHNICAL DRAWINGS



MODEL	A	B	C
	Min. mm	Min. mm	Min. mm
CRS2050-706	600	544	75
CRS5450-712	1200	1144	75
CRS6050-715	1500	1444	75



CYBERLITE™

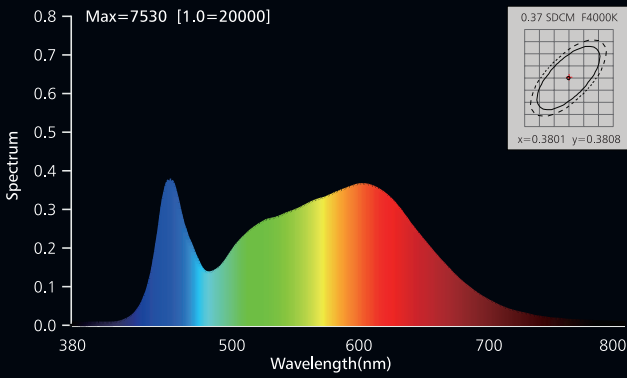
LED BATTEN SHATTERPROOF SERIES - GEN 1 20W-60W



FOOD & BEVERAGE LIGHTING

SPECTRAL DISTRIBUTION

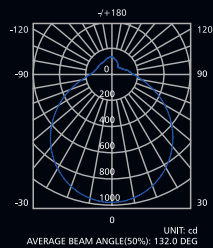
4000K



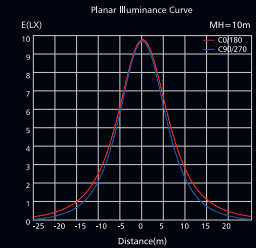
PHOTOMETRIC DIAGRAM

4000K

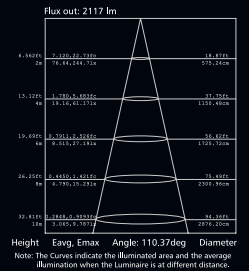
Polar intensity diagram



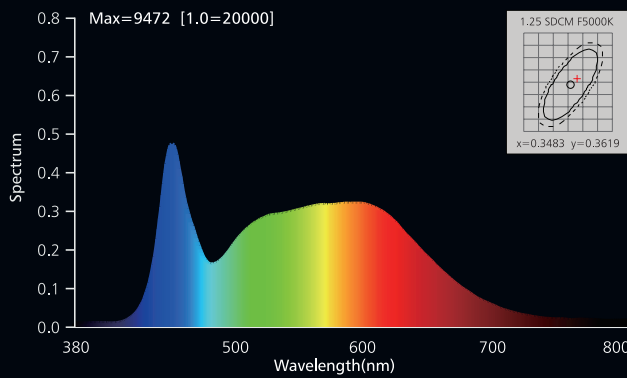
Cartesian intensity diagram



Beam diagram

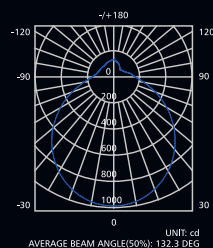


5000K

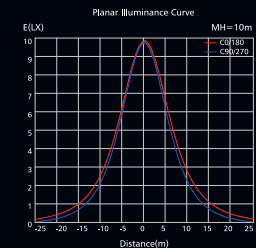


5000K

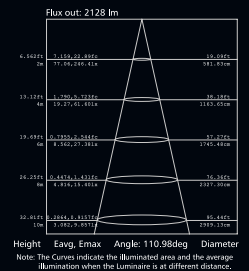
Polar intensity diagram



Cartesian intensity diagram



Beam diagram



COLOUR RENDERING COMPARISON



Find out more at dura-vision.com.au or call 1800 66 55 66



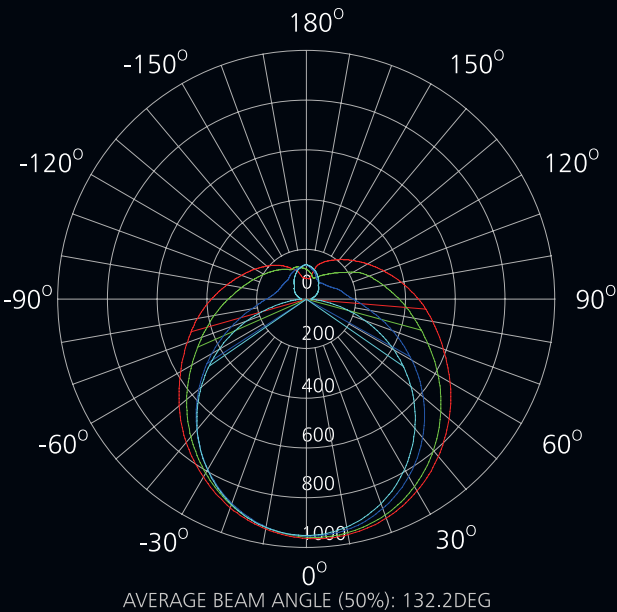
CYBERLITE™

LED BATTEN SHATTERPROOF SERIES - GEN 1 20W-60W



FOOD & BEVERAGE LIGHTING

POLAR DIAGRAM COMPARISON

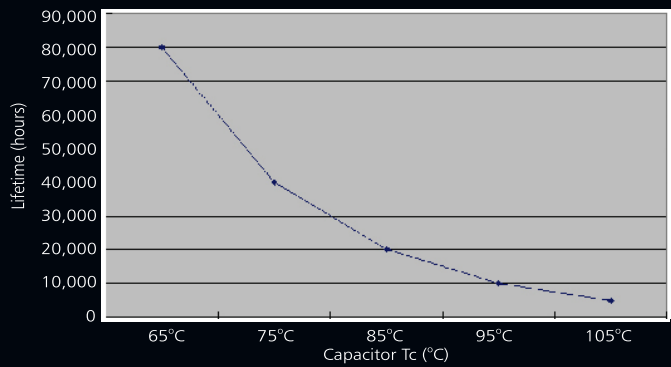


UNIT: cd

- C0/180, 159.2 deg
- C30/210, 140.8 deg
- C60/240, 118.1 deg
- C90/270, 110.7 deg

DRIVER LIFETIME & LED LIGHT DECAY

DRIVER LIFETIME



LED LIGHT DECAY RATE

