




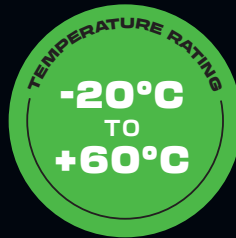
# FLARE

## HEAVY DUTY LED TUBE LIGHT

The Flare is the most versatile mine-spec LED tube lamp available on the market. Mounted in a high-impact-resistant tube and waterproof to IP68 the Flare provides an extremely rugged and slimline luminaire. The use of Deutsch connectors on both ends facilitates linking them together in a daisy-chain but they can also be used in isolation. The lamp produces a bright, 180° flood of light and is suitable for a wide range of applications including engine bays, walkways and conveyor systems. The modules can easily be mounted by spring clips or clamps.



MINING & HEAVY MACHINERY LIGHTING



### DESIGNED FOR

- ✓ HEAVY MACHINERY ENGINE BAY / WALKWAYS & LADDERS
- ✓ FOOD PROCESSING FACILITIES / ABATTOIRS
- ✓ WORKSHOPS / PUMP ROOMS
- ✓ SWITCHBOARDS / SWITCHROOMS
- ✓ WALKWAYS / STAIRWELLS
- ✓ MACHINE HOUSE LIGHTING / OPERATOR CABIN
- ✓ FLUORESCENT REPLACEMENT
- ✓ HYDRAULIC SNAKE PITS
- ✓ HARSH UNDERGROUND LIGHTING
- ✓ CONFINED SPACES
- ✓ DAISY CHAIN APPLICATIONS




Find out more at [dura-vision.com.au](http://dura-vision.com.au) or call 1800 66 55 66



# FLARE

## HEAVY DUTY LED TUBE LIGHT



### 20MM - 35MM SINGLE SIDE FLARE

PRODUCT NAME	FLARE HEAVY DUTY LED TUBE LIGHT - 20mm to 35mm SINGLE SIDE LED 180°			
MODEL	DVF-05	DVF-10	DVF-15	DVF-20
POWER CONSUMPTION	5W	10W	15W	20W
BEAM ANGLE	180°			
LIGHT OUTPUT EFFECTIVE	700 lm	1,400 lm	2,100 lm	2,800 lm
LED EFFICACY	140 lm/W			
IP RATING	IP68			
OPERATING TEMP °C	-20°C to +60°C			
LENGTH	340mm	620mm	900mm	1180mm
VOLTAGE RANGE	12v 9-16vDC / 24v 18-26vDC			
CURRENT	12v 0.41A / 24v 0.21A	12v 0.83A / 24v 0.42A	12v 1.25A / 24v 0.63A	12v 1.66A / 24v 0.83A
CRI	70 CRI			
CCT/KELVIN	4000K, 5000K, RED, GREEN, BLUE			
HOUSING/LENS	Polycarbonate			
CLAMP	Stainless Steel			
CABLE LENGTH	1m Std or Custom Length			
EXPECTED LIFESPAN	50,000 hours			
WARRANTY	5 YEARS			

### ORDERING EXAMPLE

<b>DVF</b>	<b>-</b>	<b>05</b>	<b>-</b>	<b>LED</b>	<b>-</b>	<b>12</b>	<b>-</b>	<b>20</b>	<b>-</b>	<b>1</b>	<b>-</b>	<b>1</b>	<b>-</b>	<b>5</b>
MODEL		WATTAGE		LED		VOLTAGE		DIAMETER		PCB		CABLE		CCT (KELVIN)


Description: 5W Flare – LED – 12v – 20mm – 1-Side PCB 180° – 1m Cable Lead – 5000K

MODEL	WATTAGE	LED	VOLTAGE	DIAMETER (MM)	PCB	CABLE LENGTH	CCT (KELVIN)
<b>DVF (FLARE)</b>	<b>5 (5W FLARE)</b>	<b>LED</b>	<b>12V</b>	<b>20</b>	<b>1 (SINGLE SIDE PCB - 180°)</b>	<b>1 (1 MTR)</b>	<b>4 (4000K)</b>
	<b>10 (10W FLARE)</b>		<b>24V</b>	<b>35</b>		<b>CUSTOM</b>	<b>5 (5000K) STD</b>
	<b>15 (15W FLARE)</b>						<b>R (RED)</b>
	<b>20 (20W FLARE)</b>						<b>G (GREEN)</b>
							<b>B (BLUE)</b>



# FLARE

## HEAVY DUTY LED TUBE LIGHT



MINING & HEAVY MACHINERY LIGHTING

### 35MM DOUBLE SIDE FLARE

PRODUCT NAME	FLARE HEAVY DUTY LED TUBE LIGHT - 35mm DOUBLE SIDE LED 360°			
MODEL	DVF-10	DVF-20	DVF-30	DVF-40
POWER CONSUMPTION	10W	20W	30W	40W
BEAM ANGLE	360°			
LIGHT OUTPUT EFFECTIVE	1,400 lm	2,800 lm	4,200 lm	5,600 lm
LED EFFICACY	140 lm/W			
IP RATING	IP68			
OPERATING TEMP °C	-20°C to +60°C			
LENGTH	340mm	620mm	900mm	1180mm
VOLTAGE RANGE	12v 9-16vDC			
CURRENT	12v 0.83A	12v 1.66A	12v 2.5A	12v 3.33A
CRI	70 CRI			
CCT/KELVIN	4000K, 5000K			
HOUSING/LENS	Polycarbonate			
CLAMP	Stainless Steel			
CABLE LENGTH	1m Std or Custom Length			
EXPECTED LIFESPAN	50,000 hours			
WARRANTY	5 YEARS			

### ORDERING EXAMPLE

<b>DVF</b>	<b>-</b>	<b>10</b>	<b>-</b>	<b>LED</b>	<b>-</b>	<b>12</b>	<b>-</b>	<b>35</b>	<b>-</b>	<b>2</b>	<b>-</b>	<b>1</b>	<b>-</b>	<b>5</b>
MODEL		WATTAGE		LED		VOLTAGE		DIAMETER		PCB		CABLE		CCT (KELVIN)

Description: 10W Flare – LED – 12v – 70mm – 2-Side PCB 360° – 1m Cable Lead – 5000K


MODEL	WATTAGE	LED	VOLTAGE	DIAMETER (MM)	PCB	CABLE LENGTH	CCT (KELVIN)
<b>DVF (FLARE)</b>	<b>10 (10W FLARE)</b>	<b>LED</b>	<b>12V</b>	<b>35</b>	<b>2 (DOUBLE SIDE PCB - 360°)</b>	<b>1 (1 MTR)</b>	<b>4 (4000K)</b>
	<b>20 (20W FLARE)</b>					<b>CUSTOM</b>	<b>5 (5000K) STD</b>
	<b>30 (30W FLARE)</b>						
	<b>40 (40W FLARE)</b>						

Find out more at [dura-vision.com.au](http://dura-vision.com.au) or call 1800 66 55 66



# FLARE

## HEAVY DUTY LED TUBE LIGHT



MINING & HEAVY MACHINERY LIGHTING

### 70MM SINGLE SIDE FLARE

PRODUCT NAME	FLARE HEAVY DUTY LED TUBE LIGHT - 70mm SINGLE SIDE LED 180°		
MODEL	DVF-20	DVF-40	DVF-60
POWER CONSUMPTION	20W	40W	60W
BEAM ANGLE	180°		
LIGHT OUTPUT EFFECTIVE	2,800 lm	5,600 lm	8,400 lm
LED EFFICACY	140 lm/W		
IP RATING	IP69		
OPERATING TEMP °C	-20°C to +60°C		
LENGTH	600mm	1200mm	
VOLTAGE RANGE	12v 9-16vDC / 24v 18-26vDC		
CURRENT	12v 1.66A / 24v 0.83A	12v 3.33A / 24v 1.66A	12v 5A / 24v 2.5A
CRI	70 CRI		
CCT/KELVIN	4000K, 5000K		
HOUSING/LENS	Polycarbonate		
CLAMP	Stainless Steel		
CABLE LENGTH	1m Std or Custom Length		
EXPECTED LIFESPAN	50,000 hours		
WARRANTY	5 YEARS		

### ORDERING EXAMPLE

**DVF** - **20** - **LED** - **12** - **70** - **1** - **1** - **5**  
 MODEL    WATTAGE    LED    VOLTAGE    DIAMETER    PCB    CABLE    CCT (KELVIN)

Description: 20W Flare – LED – 12v – 70mm – 1-Side PCB 180° – 1m Cable Lead – 5000K

MODEL	WATTAGE	LED	VOLTAGE	DIAMETER (MM)	PCB	CABLE LENGTH	CCT (KELVIN)
<b>DVF (FLARE)</b>	<b>20 (20W FLARE)</b>	<b>LED</b>	<b>12V</b>	<b>70</b>	<b>1 (SINGLE SIDE PCB - 360°)</b>	<b>1 (1 MTR)</b>	<b>4 (4000K)</b>
	<b>40 (40W FLARE)</b>		<b>24V</b>			<b>CUSTOM</b>	<b>5 (5000K) STD</b>
	<b>60 (60W FLARE)</b>						